南天　　产业　团　份　　公司

2024 年年度报告

( )

..... 4
.....5
.....9
..... 30
.....49
..... 57
.....75
.....80
.....80
.....80

一　义

二　公司　介和主　　务

三　　层　　与分

2012-2024年全球天然橡胶产量

万吨



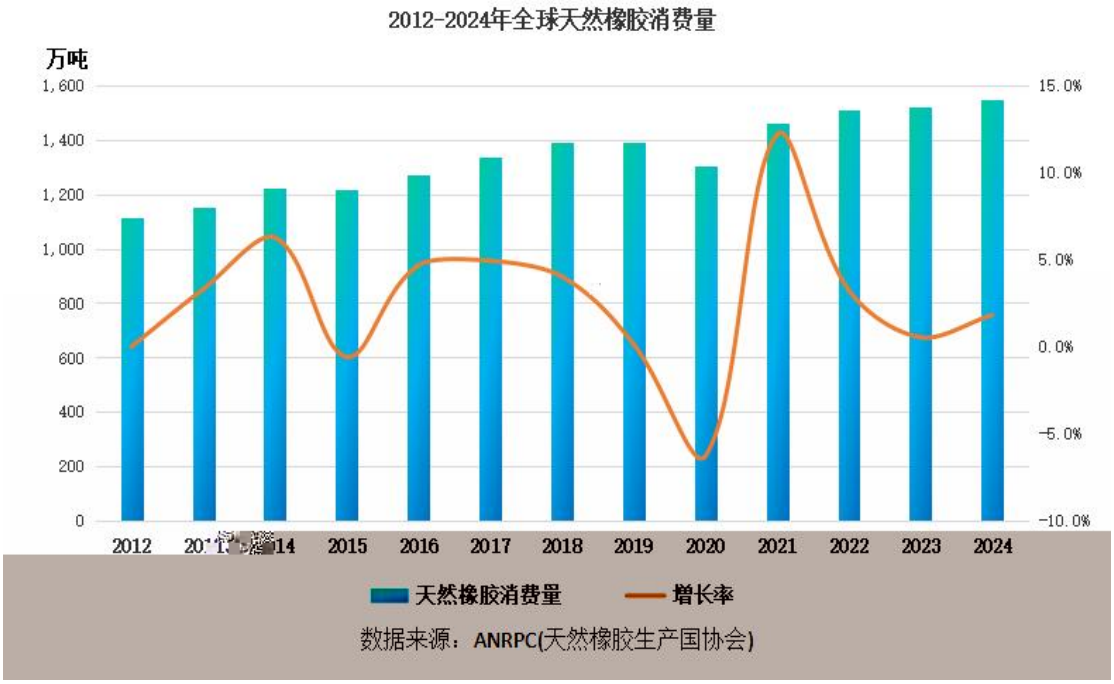
2012-2024年全球天然橡胶消费量
万吨
1,600
1,400
1,200
1,000
800
600
400
200
0
15.0%
10.0%
5.0%
0.0%
-5.0%
-10.0%
2012
2013
2014
2015
2016
2017
2018
2019
2020
2021
2022
2023
2024
天然橡胶消费量
增长率
数据来源：ANRPC(天然橡胶生产国协会)

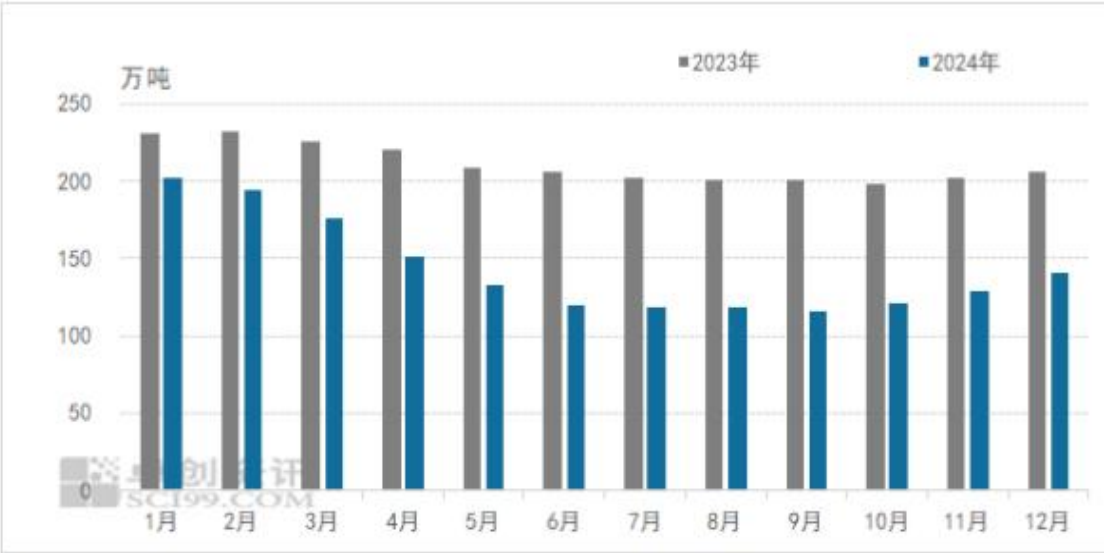
万吨
2023年
2024年
250
200
150
100
50
0
1月
2月
3月
4月
5月
6月
7月
8月
9月
10月
11月
12月

数据来源：卓创资讯

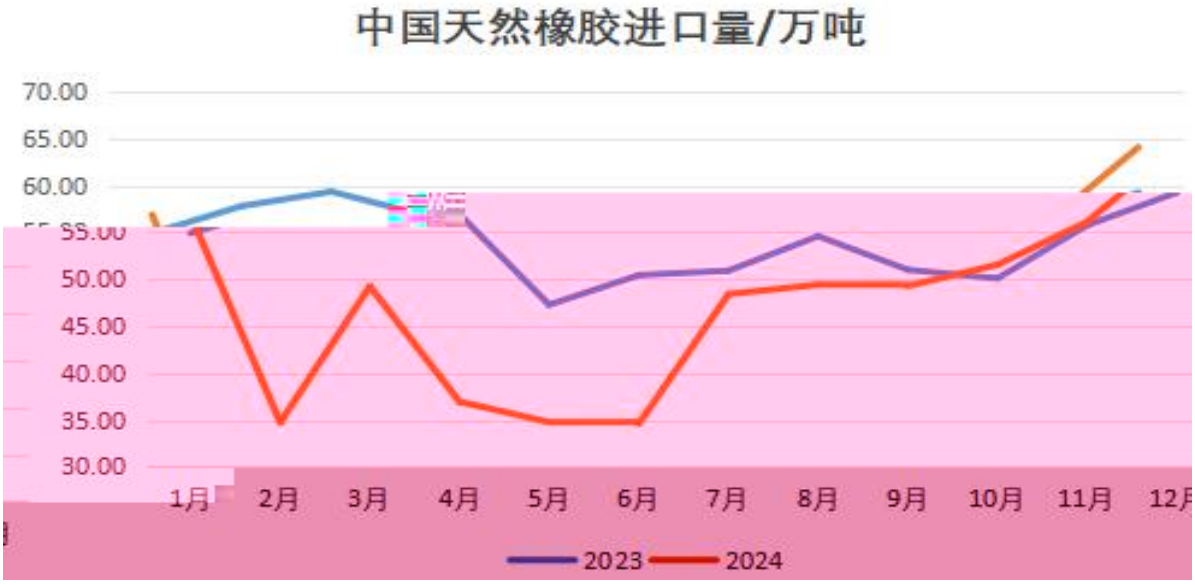
中国天然橡胶进口量/万吨
70.00
65.00
60.00
55.00
50.00
45.00
40.00
35.00
30.00
1月
2月
3月
4月
5月
6月
7月
8月
9月
10月
11月
12月
2023
2024

2024年天然橡胶期货价格走势
元/吨
美元/吨
20000
19000
18000
17000
16000
15000
14000
13000
12000
2230
2130
2030
1930
1830
1730
1630
1530
1430
2024-01-02
2024-02-02
2024-03-02
2024-04-02
2024-05-02
2024-06-02
2024-07-02
2024-08-02
2024-09-02
2024-10-02
2024-11-02
2024-12-02
期货结算价(活跃合约):上海期货交易所天然橡胶
期货结算价(活跃合约):新加坡橡胶:TSR20(FOB)（右轴）

四　公司

( )

( )

( )

( )

Ê©u©ô ü î ‚X‚ ‚A

( )

( )

( )

( )

( )

( ) 6

( )

( )

( )

( )

( )

( )

( )

( )

( )

( )



GG g 0Ÿ' ¥,Â

î s € 9 Ÿ ê



3

¤ *⸘

六　　事

( )

Þ[illegible]Pì{ì'#„ A¹ t

( )

( )

( )

( )

( )

( )

( )

( )

( )

( )

七　　份变动及　东情况

（ ）

( )

10

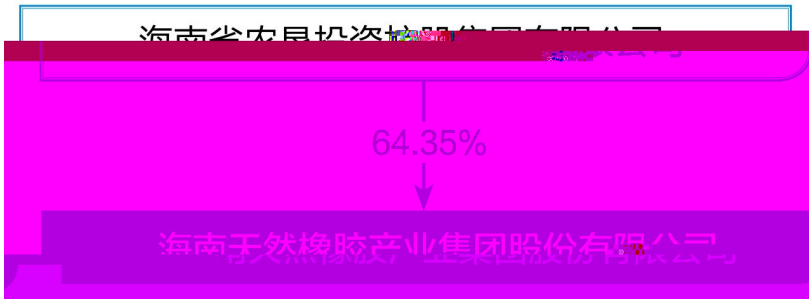



80%

八　优先　　关情况

九　债券　关情况

十　　务报告

审　　报　告

天健审〔2025〕8-508 号



Ä

Ó6 J 5B A£ A xÝ

ñ1 ˆ ž

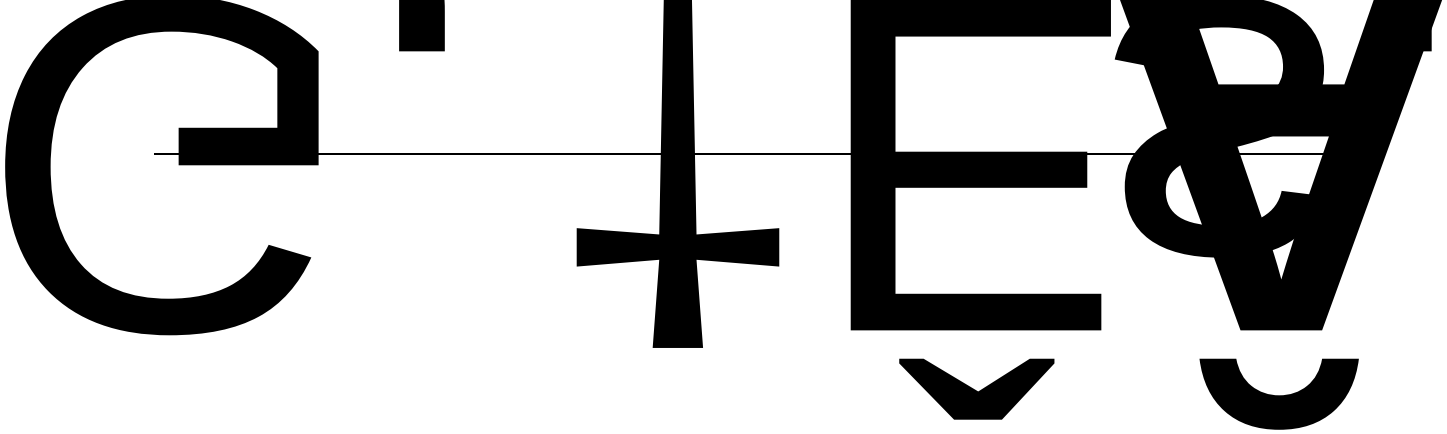

È

I



1

17

18

19

20

21

22

23

24

25

26

p 2

29 ***/***

30

31

32

33

34

35

36

37

38

39

40

41

42

43 1

44

45

46

48

49

52

53

54

55

58

59

60

62

63

64

65

66

69

70

71

75

76

77

78

79

81

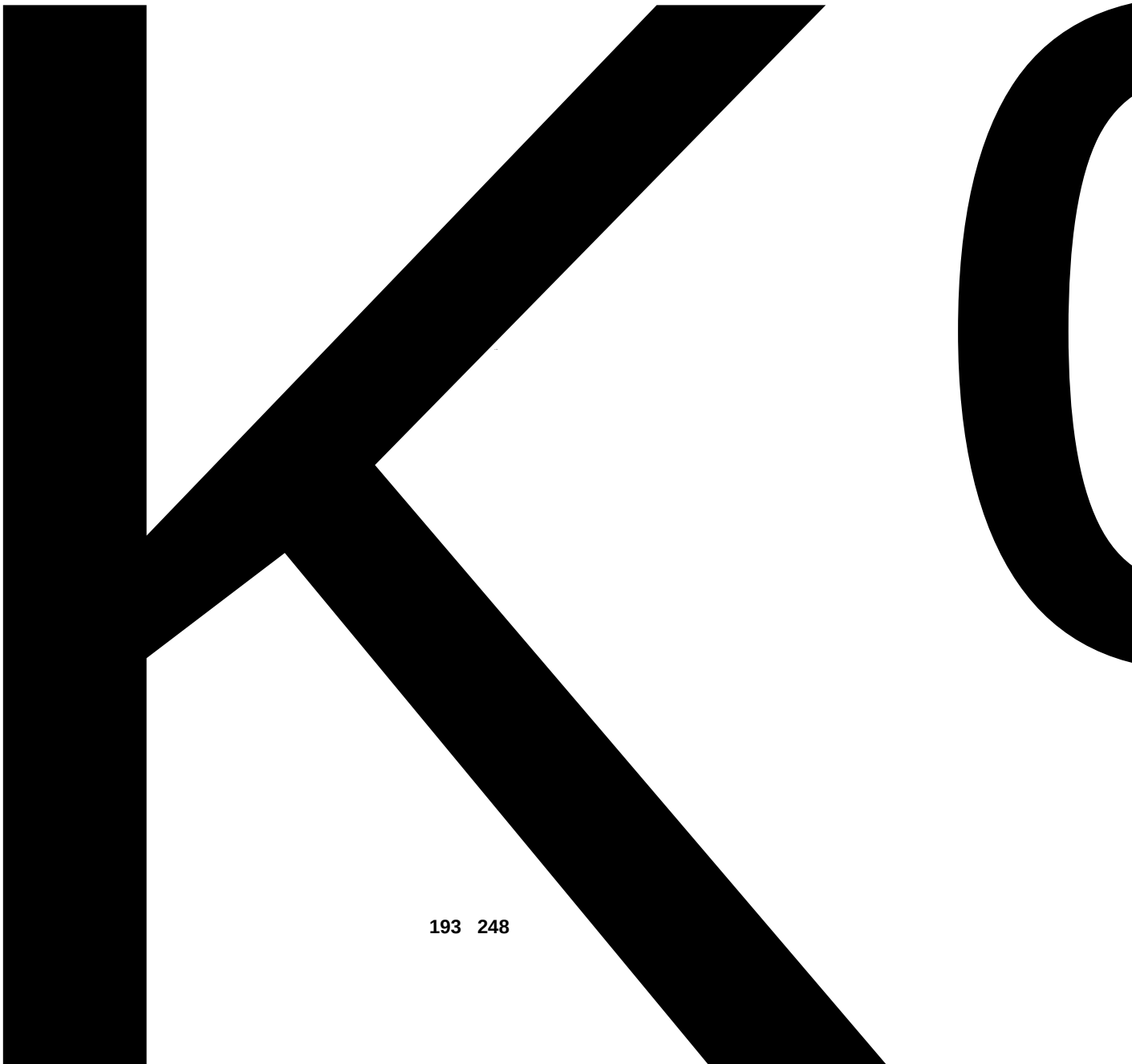

193 248

F¢

ntd ٧@ÐŞP

82

83

84

1

2

3

4

1